




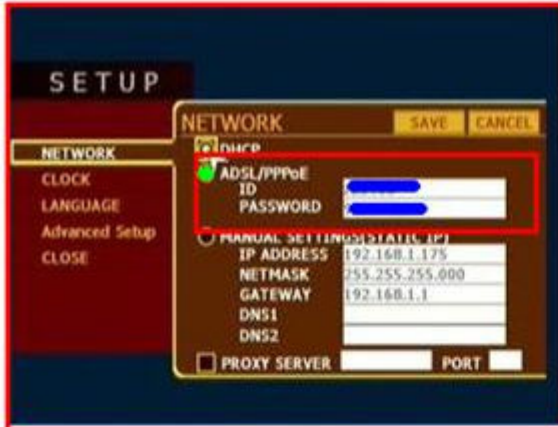


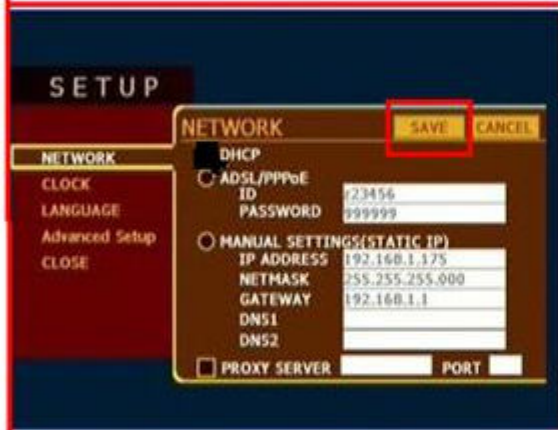
## Costron user Guide PPPoE setup.

	<p>First Screen.</p>
	<p>connecting to internet.</p>
	<p>Recovery Mode[You May need to adjust your browser setting].</p> <p>Press Setup button to enter into setup mode.</p> 
	<p>press click button on your remote to enter into network setup.</p>

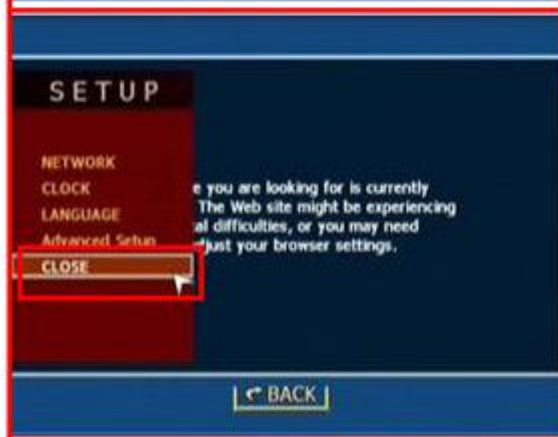


Click On the ADSL/PPPoE

Enter Your Internet Providers ID and Password.



Click on the SAVE Option to save your setting.



click on the close button to exit,

Please Wait For a While It will now Load Your Channels Page.

